

ADVANTAGE

- ✓ **Three unique Units**
Different outputs, performance and features fit any customer requirements.
- ✓ **Robust design**
Unique rubber corners, metal housing and push control buttons to withstand tough environmental conditions.
- ✓ **Premium arc**
Advanced Lincoln technology and Lincoln know-how guarantees to make these machines weld to optimum performance every time.
- ✓ **Power Surplus**
Additional power for superior arc control.
- ✓ **Soft and Crisp mode**
Selectable arc modes for different electrode types.
- ✓ **Auto Adaptive Arc Force**
For a stable arc with low spatter levels as standard on the 150 and 170S.
- ✓ **Built in "Hot Start"**
For excellent arc striking, standard on the 150 and 170S.
- ✓ **Long cables**
Primary power extension cables up to 60M can be used with the 150 and 170S.
- ✓ **Lift TIG**
with excellent striking without tungsten contamination.
- ✓ **Generator ready**
The 150 and 170S are ready to go for use with generators.
- ✓ **Portable**
lightweight, small and robust.
- ✓ **2 Years Full Parts and Labour Warranty**

BUILT FOR THE JOB


The Invertec® 135S, 150S and 170S from Lincoln Electric offers a range of machines built with the job in mind. These stick machines are suited to a variety of applications and working environments, ensuring that there will be a machine to meet your needs.

Across the range, these designs have focused on providing excellent welding and starting behaviour in a robust and reliable package. From this foundation, each unit is further equipped with a unique set of features and capabilities to guarantee there is a machine perfect for your application.

Welding machines need to be tough. At Lincoln Electric we know that modern equipment needs to be capable of handling harsh environmental conditions. That is why we have built this range in a robust metal case with large rubber corners and push control buttons for added protection. Rugged and robust on one hand, portable on another; the Invertec 135, 150 and 170S are lightweight and easy to handle in any situation.

Amps are not the only requirement! A good start and smooth arc requires more

than simply amps and voltage. The Invertec® range is equipped with POWER SURPLUS in addition to normal welding current. This advanced control monitors the arc, constantly adjusting output to ensure a stable arc and first-rate starting, even when the arc-length varies greatly.



The superior arc control achieved with POWER SURPLUS makes the difference between a Lincoln Electric excellent welding performance than any other ordinary welding machine on the market.

Anti-Stick included as standard! When an electrode is started by striking, the tip of the electrode may "stick" on the work piece at the full set current. The ANTI-STICK feature detects when electrode sticking occurs and automatically switches the current down to minimum to prevent the electrode from remaining attached to the work piece and overheating.

TECHNICAL SPECIFICATIONS

Product	Item Number	Primary Voltage	Fuse Size (slow)	Weight (kg)	Dimensions HxWxD (mm)	Protection/Insulation Class	Compliance
135S	K12033-1/ K12033-1-P*	230V/1/50-60Hz +/- 15%	16A	4.6	224 x 148 x 315	IP21 / F	EN 60974-1 / ROHS / CE
150S	K12034-1/ K12034-1-P*			6.7	244 x 148 x 365	IP23 / F	
170S	K12035-1/ K12035-1-P*			7.0			



*P = Ready to weld Pack

WELDING OUTPUT

Product	Current Range	Rated Output (40°C)	Rated Output (20°C)
135S	10 - 120A	120A @ 25%	120A@50%
150S	10 - 140A	140A @ 30%	140A@55%
170S	10 - 160A	160A @ 35%	160A@80%

ACCESSORIES

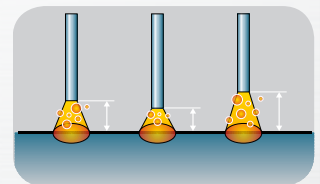
Item Number	Description
KIT140A-16-3M	Cable kit 140A, 16mm ² , 3m
K10513-17-4VS	TIG torch LT17 GV, 4m
K10513-17-4VS	TIG torch LT17 GV, 8m

	135S	150S	170S
Applications			
Electrode Ø (mm)	1.5 - 3.2		1.5 - 4.0
Rutile / basic	●	●	●
Performance			
Hot start		●	●
Auto-adaptative arc force		●	●
Soft & crisp mode		●	●
Advanced arc control	●	●	●
Anti-stick	●	●	●
Environment			
Long cables	●(30m)	●(60m)	●(60m)
Generator use		●	●
Features			
Lift TIG	●(Scratch)	●(Lift TIG)	●(Lift TIG)
Digital meter			●
Fan on demand		●	●
Packaging			
	Machine + Cables	Machine only	
	Machine + Cables + Brush + Hammer + Shield		

AUTO-ADAPTIVE ARC FORCE

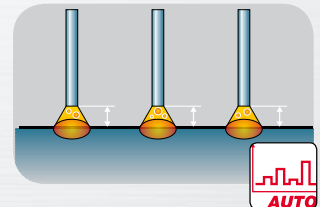
Standard Arc Force

With Standard Arc Force, the peak in welding current which prevents the electrode from sticking in the weld pool is pre-set. The fixed peak may react aggressively, causing spatter and an unstable Arc.



Auto-adaptative Arc Force

Auto Adaptive Arc Force measures the arc voltage continually to adapt the optimum value of Arc Force. This optimises the Arc stability without the risk of electrode sticking and minimises spatter.



Belgium :

Lincoln Smitweld Belgium
Tel : +32 54 33 42 12
e.mail : infobe@lincolnelectric.eu

Denmark :

Lincoln Electric Nordic
Tel : +45 86 26 51 00
e.mail : jimmer@lincolnelectric.eu

Finland :

Lincoln Electric Nordic
Tel : +3+35 8 10 52235 00
e.mail : jimmer@lincolnelectric.eu

France :

Lincoln Electric France
Tel : +33 2 32 11 40 40
e.mail : infofr@lincolnelectric.eu

Germany :

Lincoln Electric Deutschland
Tel : +49 2102 713960
e.mail : infode@lincolnelectric.eu

Italy :

Lincoln Electric Italia
Tel : +39 010 754 111
e.mail : infoit@lincolnelectric.eu

The Netherlands :

Lincoln Smitweld
Tel : +31 24 3522 911
e.mail : infonl@lincolnelectric.eu

Norway :

Sveiseekspernten AS
Tel : +47 22 08 00 94
e.mail : infofo@lincolnelectric.eu

Poland :

Lincoln Electric Bester
Tel : +48 74 64 61 100
e.mail : infopl@lincolnelectric.eu

Portugal :

Electro Arco
Tel : +351 21 238 7300

Russia :

Lincoln Electric Russia
Tel : +7 (495) 660-94-04
e.mail : russia@lincolnelectric.eu

Spain :

Lincoln KD
Tel : +34 93 685 96 00
e.mail : infoes@lincolnelectric.eu

Sweden :

Svetskompaniet AB
Tel : +46 (0) 320 211710
e.mail : infose@lincolnelectric.eu

UK/ Ireland :

Lincoln Electric UK
Tel : +44 114 287 2401
e.mail : infouk@lincolnelectric.eu

LINCOLN[®]
ELECTRIC

Your Lincoln Electric Distributor:

www.lincolnelectric.eu

E0056.10/09