

A CUT ABOVE THE REST

Tube cutting and beveling machines TTS-NG-Series Reduced weights and overall dimensions!




Illustration with option right angle drive

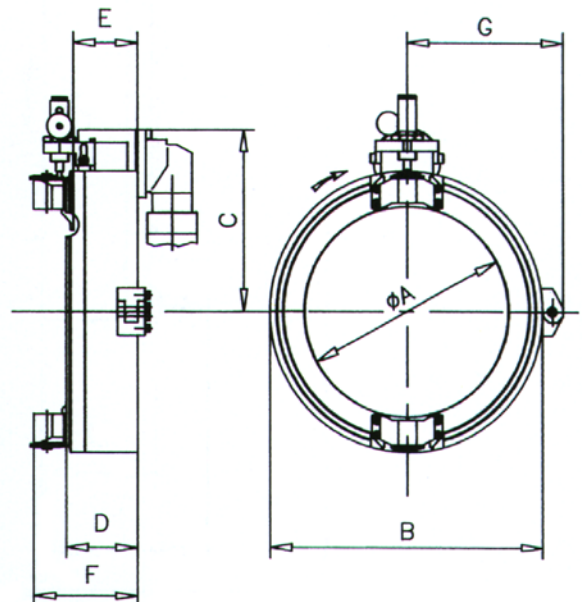
The TTS-NG series can accurately cut and/or bevel tubes and pipes of all schedules from 10,3 mm up to 219 mm outside diameter in one simultaneous operation.

Their reduced weights and overall dimensions enable these machines to be used under tight places of work.

Spilt frame configuration: opening in two half-shells. Manual clamping using 4 independent adjustable jaws. Rear centering feature. Each machine covers several diameters.

TECHNICAL FEATURES:

Machining and clamping capacity:	10,3 mm AD – 219 mm AD 1/8" – 8" (see chart on the back of the sheet)
Clamping:	manual, with key
Feed:	automatic, with clutch
Dimensions and weights:	see back of the data sheet
Recommended cutting speed::	8-12 m/min
Drive:	pneumatic
Power:	730 Watt
Working pressure:	6 bar
Air intake:	1600 l/min
Optional equipment:	see back of the data sheet



Drawing with option right angle drive!

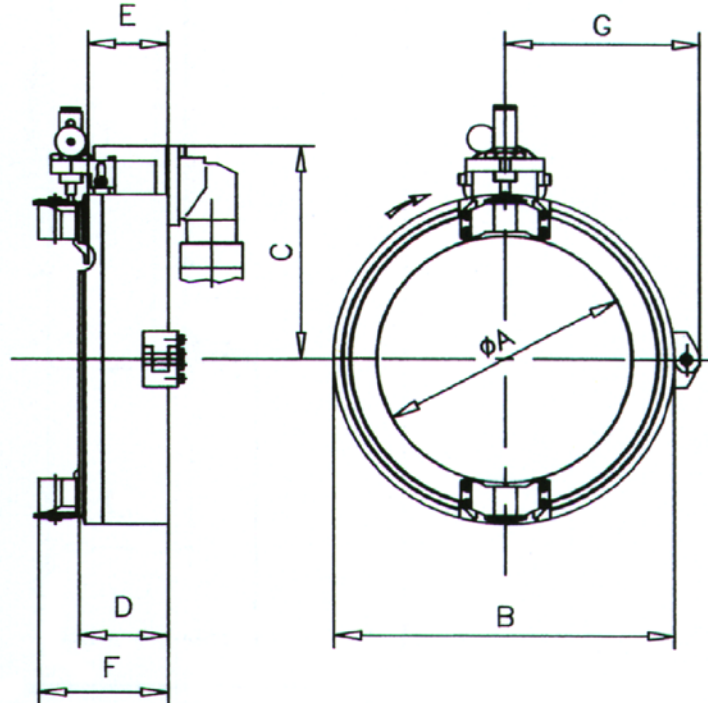
This machine must be equipped with a lubricating filter !

Subject to technical modification without prior information !

A CUT ABOVE THE REST

Dimensions and weights:

(Drawing with option right angle drive)



Model	Machining capacity		A mm	B mm	C mm	D mm	E mm	F mm	G mm	Weight Kg
	mm	Inch.								
TTS-NG 27	10,3 – 26,7	1/8" - 3/4"	30	106	99,5	85,5	71,3	126	75,5	3,5
TTS-NG 33	10,3 – 33,4	1/8" - 1"	36	112	102,5	85,5	71,3	126	78,5	4
TTS-NG 42	10,3 – 42,2	1/8" - 1 1/4"	45	121	107	73,5	59,3	114	83	4,5
TTS-NG 48	10,3 – 48,3	1/8" - 1 1/2"	51	127	110	73,5	59,3	114	86	5
TTS-NG 60	21,3 – 60,3	1/2" - 2"	63	139	116	73,5	59,3	114	92	5,3
TTS-NG 73	21,3 – 73,0	1/2" - 2 1/2"	75	151	122	73,5	59,3	114	98	5,5
TTS-NG 88	33,4 – 88,9	1" - 3"	90	166	129	73,5	59,3	114	105,5	6
TTS-NG 101	48,3 – 101,6	1 1/2" - 3 1/2"	105	181	137	73,5	59,3	114	113	6,5
TTS-NG 114	60,3 – 114,3	2" - 4"	117	193	143	73,5	59,3	114	119	7
TTS-NG 127	60,3 – 127,0	2" - 4 1/2"	129	205	149	73,5	59,3	114	125	7,5
TTS-NG 141	73,0 – 141,3	2 1/2" - 5"	144	220	156,5	73,5	59,3	114	132,5	8,5
TTS-NG 168	88,9 – 168,3	3" - 6"	171	247	170	73,5	59,3	114	146	10
TTS-NG 193	114,3 – 193,0	4" - 7"	195	271	182	73,5	59,3	114	158	11
TTS-NG 219	141,3 – 219,1	5" - 8"	222	298	195,5	73,5	59,3	114	171,5	12

Optional equipment:

- Right angle drive
- Electric drive
- Special tool holder for inside beveling work