


A CUT ABOVE THE REST

Tube squaring machines SL 13 – 30 – 60 - 120



The SL-series has been especially made to square tubes, fittings and tees on most metal pipes and tubes including stainless steel.

The clearances, capacities and designs have been engineered along with the end-users industries.

TECHNICAL FEATURES:

- Perfect squaring of elbows and fittings in connection with the short clamping head (version short clamping head not available for SL 13)
- Time saving through quick changing of collets and short heads.
- Small dimensions.
- Ideal for clean room application.
- Can be used as a portable tool or bench mounted.
- Manual feed with button.
- High capacity: electric drive 1200 W (pneumatic drive on request)

- Optional equipment:
 - Machine support
 - Version with short clamping head for elbows and fittings.
 - Short clamping head for SL 120
 - Pneumatic drive
 - SE 25 with cordless electric drive for diameters 2 – 25,7 mm.
 - SE 65 with cordless electric drive for diameters 12,7 – 63,5 mm.
 - Automatic clamping system (not available for SL13)
 - Other options on request!

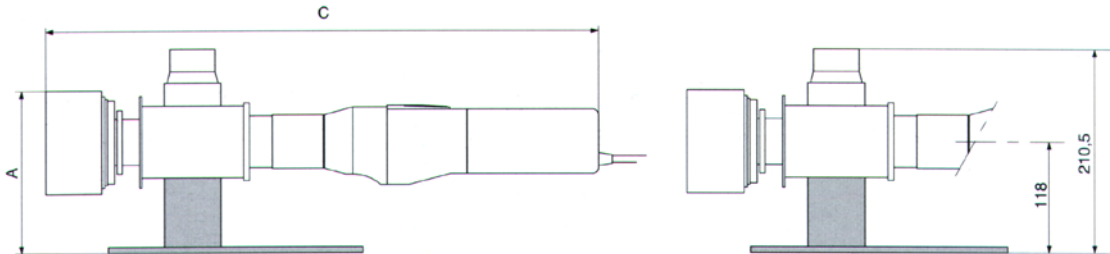
Capacities and weight

Machine	Tube (OD)	Weight (KG)
SL 13	3 – 13 mm	4
SL 30	3 – 30 mm	5
SL 60	10 – 63,5 mm	5,5
SL 120	50 – 120 mm	6,5

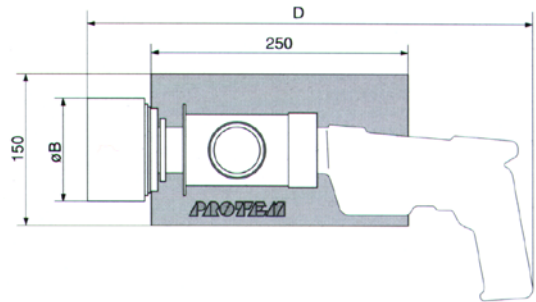
Subject to technical modification without prior information !

A CUT ABOVE THE REST

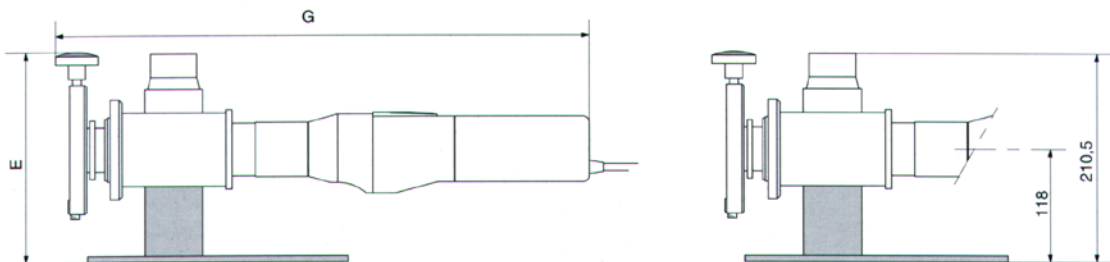
Version with standard clamping head



	A	øB	C	D
SL13	148	60	513	399
SL30	153	70	536	422
SL60	168	100	560	446
SL120	201,5	167	591	477



Version with short clamping head



	E	øF	G	H
SL13	-	-	-	-
SL30	189	80	519	405
SL60	210,5	120	521	407
SL120	240,5	200	547	433

